

# Sante Dicommander Manual

Copyright © 2009-2016 [Santesoft](#), all rights reserved

**Sante Dicommander** is a command-line anonymizer, dicomizer and converter for DICOM 3 and NEMA 2 files. It is compatible with all modalities (CT, MR, NM, US, XA, MG, CR etc.), all manufacturers and all DICOM 3.0 and NEMA 2 file types. Sante Dicommander is Windows 10/8/7 and Vista compatible.

## Features

- It can anonymize files and remove "burned-in" annotations
- It can modify the header of DICOM files (insert/remove/modify header's tags)
- It can convert plain images and videos to DICOM
- It can create DICOMDIR files
- It can create compressed DICOM files from uncompressed DICOM files
- It can create uncompressed DICOM files from compressed DICOM files
- It can create DICOM 3 part 10 files from NEMA 2 files
- It can create NEMA 2 files from DICOM 3 part 10 files
- It can merge many single-frame DICOM files to one multi-frame DICOM file
- It can split multi-frame DICOM files to single-frame DICOM files
- It can convert big-endian DICOM files to little-endian
- It can convert little-endian DICOM files to big-endian
- It can create plain image files (jpeg, tiff, png, bmp), annotated or not, from DICOM files
- It can create video files (wmv), annotated or not, from DICOM files
- It can export the header of every DICOM file in a folder to a text file
- It can work with single files or with folders (batch mode)
- Low total cost of ownership: Free updates and free technical support via e-mail, for product's lifetime
- It is Windows 10/8/7/ and Vista compatible
- There is a full featured, time unlimited demo version for evaluation

## Warning

This computer program is protected by copyright law and international treaties. Unauthorized reproduction, distribution, or bundling with other software packages of this program, or any portion of it, may result in severe civil and criminal penalties, and will be prosecuted to the maximum extent possible under the law.

## Minimum Requirements

- Intel Core i3 1.3GHz (or greater)
- 1024 MB memory (or more)
- Windows 10/8/7/ or Vista
- 30MB free space on hard disk

**List of switches**

-h:	Displays the help text in the command line window
-H:	Displays the help text in a dialog box
-k:	Allows the user to insert the registration key
-r:	Displays the registration information in the command line window
-R:	Displays the registration information in a dialog box
-c:	Displays the version and the copyright information in the command line window
-C:	Displays the version and the copyright information in a dialog box
-f:	Allows the user to specify the working folder (the sub-folders are used) or file. If the folder (or file) name contains spaces the name must be enclosed in quotes, e.g. dicommander - F "C:\Temp Folder"
-F:	Allows the user to specify the working folder (the sub-folders are ignored). If the folder (or file) name contains spaces the name must be enclosed in quotes, e.g. dicommander - F "C:\Temp Folder"
-d:	Creates a DICOMDIR and saves it in the selected folder
-D:	Creates a DICOMDIR and saves it in the parent folder
-i:	Converts DICOM files to plain image format (jpeg, jpeg2000, bmp, tiff, png) and burns in image header's information
-I:	Converts DICOM files to plain image format (jpeg, jpeg2000, bmp, tiff, png)
-e:	Converts DICOM files to video files (wmv) and burns in image header's information
-E:	Converts DICOM files to video files (wmv)
-a:	Creates an anonymized DICOM file for every DICOM file and saves it with a different name (the program adds a suffix in the file's name)
-A:	Creates an anonymized DICOM file for every DICOM file and saves it with the same name (the program replaces the original file)
-m:	Creates a modified DICOM file for every DICOM file and saves it with a different name (the program adds a suffix in the file's name)
-M:	Creates a modified DICOM file for every DICOM file and saves it with the same name (the program replaces the original file)
-n:	Creates a NEMA2 file for every DICOM 3 Part 10 file and saves it with a different name (the program adds a suffix in the file's name)
-N:	Creates a NEMA2 file for every DICOM 3 Part 10 file and saves it with the same name (the program replaces the original file)
-p:	Creates a DICOM 3 Part 10 file for every NEMA2 file and saves it with a different name (the program adds a suffix in the file's name)
-P:	Creates a DICOM 3 Part 10 file for every NEMA2 file and saves it with the same name (the program replaces the original file)
-j:	Merges many single-frame DICOM files to a multi-frame DICOM file
-s:	Splits multi-frame DICOM files to many single-frame DICOM files

-t:	Exports the header of every DICOM file in a folder to a text file
-u:	Creates an uncompressed DICOM file for every compressed file and saves it with a different name (the program adds a suffix in the file's name)
-v:	Creates a compressed DICOM file for every video file in a folder
-w:	Creates a DICOM file for every image file in a folder
-W:	Creates a single multi-frame DICOM file that contains all the images of a folder
-b:	Creates a big endian DICOM file for every little-endian file and saves it with a different name (the program adds a suffix in the file's name)
-B:	Creates a big endian DICOM file for every little-endian file and saves it with the same name (the program replaces the original file)
-l:	Creates a little endian DICOM file for every big-endian file and saves it with a different name (the program adds a suffix in the file's name)
-L:	Creates a little endian DICOM file for every big-endian file and saves it with the same name (the program replaces the original file)
-x:	Creates a (jpeg lossless) compressed DICOM file for every uncompressed file and saves it with a different name (the program adds a suffix in the file's name)
-X:	Creates a (jpeg lossless) compressed DICOM file for every uncompressed file and saves it with the same name (the program replaces the original file)
-z:	Creates a (jpeg) compressed DICOM file for every uncompressed file and saves it with a different name (the program adds a suffix in the file's name)
-Z:	Creates a (jpeg) compressed DICOM file for every uncompressed file and saves it with the same name (the program replaces the original file)
-U:	Creates an uncompressed DICOM file for every compressed file and saves it with the same name (the program replaces the original file)

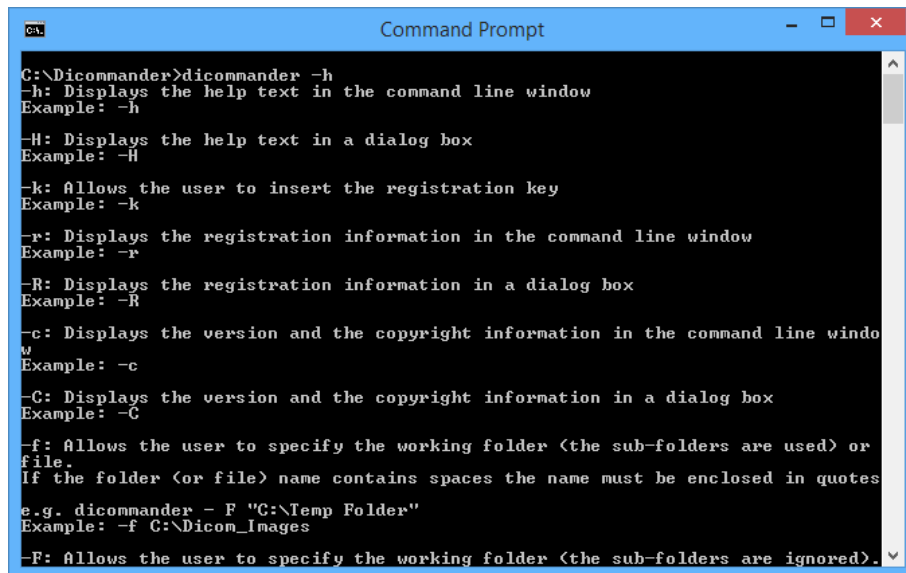
**Instructions of use**

- [1\) Get Help](#)
- [2\) Insert the license key](#)
- [3\) Display the registration information](#)
- [4\) Display the program's version and the copyright information](#)
- [5\) Create a DICOMDIR](#)
- [6\) Create plain images \(jpeg, jpeg2000, bmp, tiff, png\) from DICOM files](#)
- [7\) Create video files \(wmv\) from DICOM files](#)
- [8\) Merge many single-frame DICOM files to a multi-frame DICOM file](#)
- [9\) Split multi-frame DICOM files to many single-frame DICOM files](#)
- [10\) Convert DICOM 3 Part 10 files to NEMA2](#)
- [11\) Convert NEMA2 files to DICOM 3 Part 10](#)
- [12\) Anonymize DICOM files](#)
- [13\) Modify DICOM files \(insert/remove/modify header's tags\)](#)
- [14\) Convert plain images and videos to DICOM](#)
- [15\) Convert Big Endian DICOM files to Little Endian](#)
- [16\) Convert Little Endian DICOM files to Big Endian](#)
- [17\) Convert uncompressed DICOM files to jpeg \(lossless\) compressed](#)
- [18\) Convert uncompressed DICOM files to jpeg \(lossy\) compressed](#)
- [19\) Convert compressed DICOM files to uncompressed](#)
- [20\) Export the header of DICOM files to text files](#)

## 1) Get help

From command line run: *dicommander -h*

The program displays the list of switches and their use



```

C:\Dicommander>dicommander -h
-h: Displays the help text in the command line window
Example: -h

-H: Displays the help text in a dialog box
Example: -H

-k: Allows the user to insert the registration key
Example: -k

-r: Displays the registration information in the command line window
Example: -r

-R: Displays the registration information in a dialog box
Example: -R

-c: Displays the version and the copyright information in the command line window
Example: -c

-C: Displays the version and the copyright information in a dialog box
Example: -C

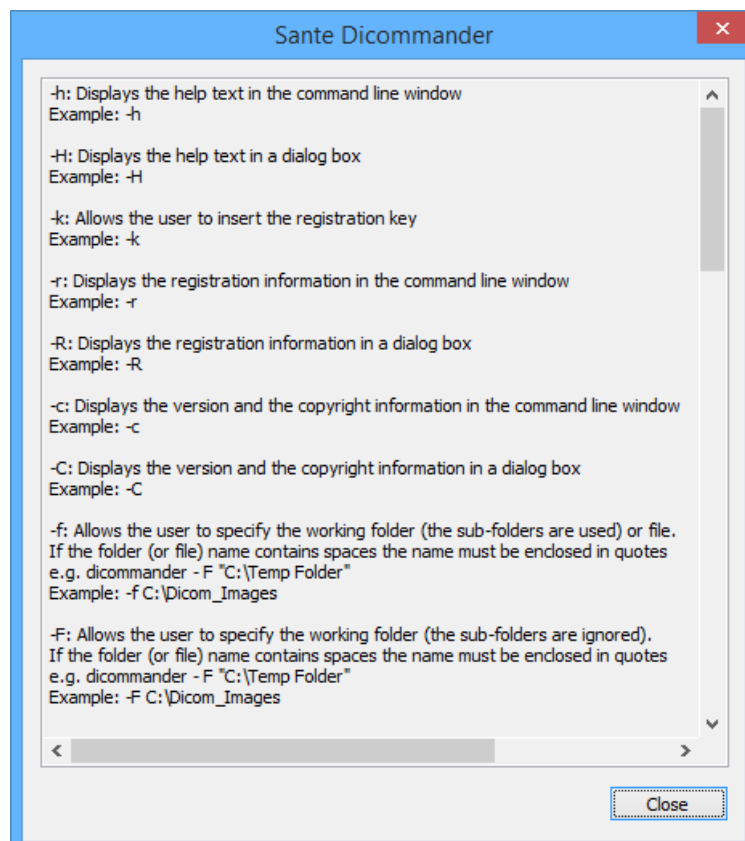
-f: Allows the user to specify the working folder (the sub-folders are used) or file.
If the folder (or file) name contains spaces the name must be enclosed in quotes
e.g. dicommander -f "C:\Temp Folder"
Example: -f C:\Dicom_Images

-F: Allows the user to specify the working folder (the sub-folders are ignored).

```

From command line run: *dicommander -H*

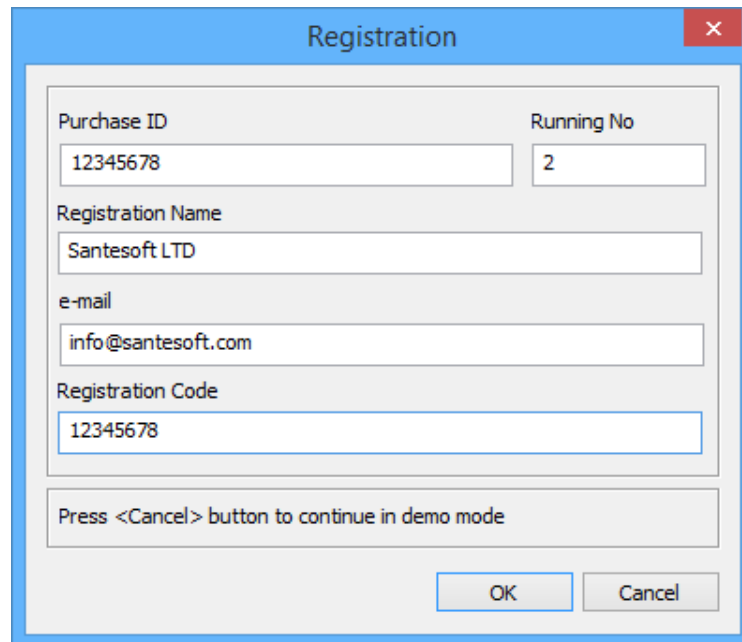
The program displays a dialog box with the list of switches and their use



## 2) Insert the license key

From command line run: `dicommander -k`

The program displays a dialog box that allows you to insert the key



The image shows a Windows-style dialog box titled "Registration" with a close button (X) in the top right corner. The dialog contains several input fields and a message:

Purchase ID	Running No
12345678	2

Registration Name  
Santesoft LTD

e-mail  
info@santesoft.com

Registration Code  
12345678

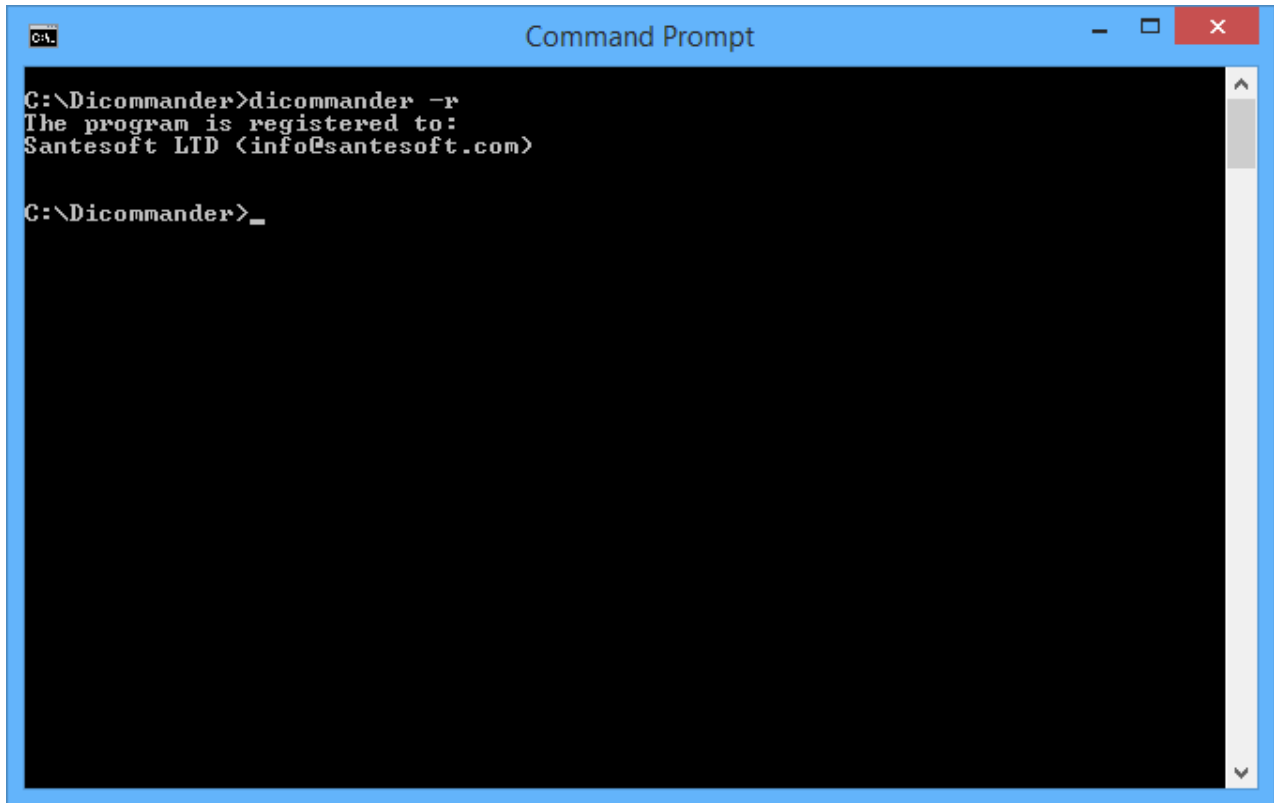
Press <Cancel> button to continue in demo mode

At the bottom right, there are two buttons: "OK" and "Cancel".

### 3) Display the registration information

From command line run: `dicommander -r`

The program displays the registration information

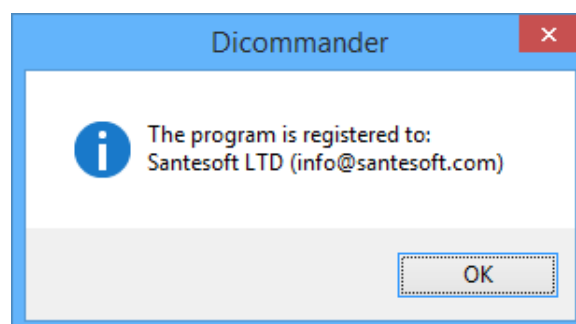


```
C:\Dicommander>dicommander -r
The program is registered to:
Santesoft LTD <info@santesoft.com>

C:\Dicommander>_
```

From command line run: `dicommander -R`

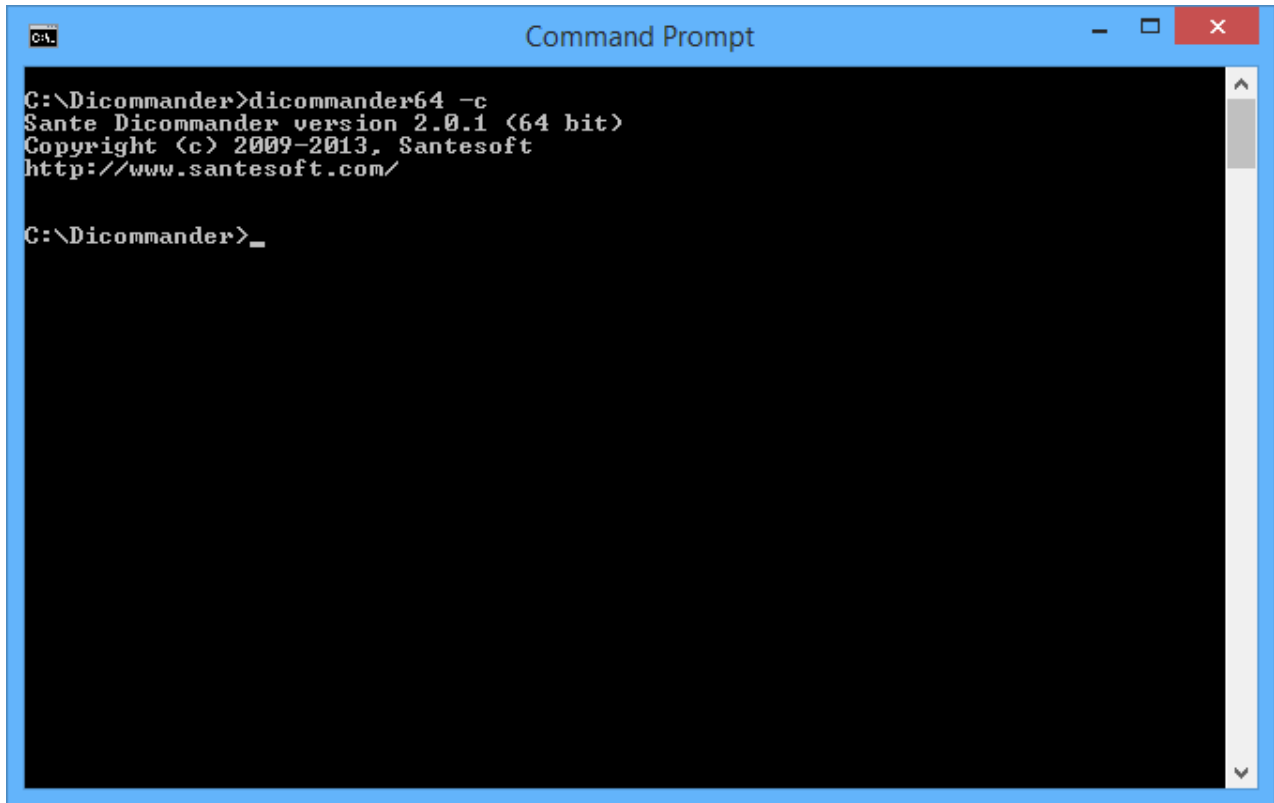
The program displays a dialog box with the registration information



#### 4) Display the program's version and the copyright information

From command line run: `dicommander -c`

The program displays the version and the copyright information

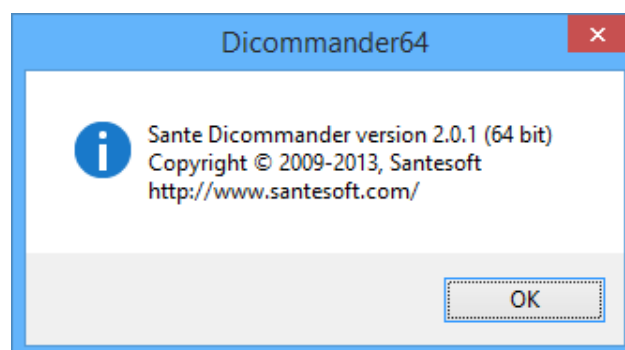


```
C:\Dicommander>dicommander64 -c
Sante Dicommander version 2.0.1 (64 bit)
Copyright (c) 2009-2013, Santesoft
http://www.santesoft.com/

C:\Dicommander>_
```

From command line run: `dicommander -C`

The program displays a dialog box with the version and the copyright information





## 5) Create a DICOMDIR

- from command line run: *dicommander -d -f [selected folder]*  
e.g. `dicommander -d -f C:\Dicom_Files\Series_1`  
The program creates a DICOMDIR from files within the C:\Dicom\_Files\Series\_1 folder and its sub-folders and saves it in the folder C:\Dicom\_Files\Series\_1.  
(If the folder name contains spaces use quotes: `dicommander -d -f "C:\Dicom Files\Series 1"`)
- from command line run: *dicommander -D -f [selected folder]*  
e.g. `dicommander -D -f C:\Dicom_Files\Series_1`  
The program creates a DICOMDIR from files within the C:\Dicom\_Files\Series\_1 folder and its sub-folders and saves it in the folder C:\Dicom\_Files.  
(If the folder name contains spaces use quotes: `dicommander -D -f "C:\Dicom Files\Series 1"`)
- from command line run: *dicommander -d -F [selected folder]*  
e.g. `dicommander -d -F C:\Dicom_Files\Series_1`  
The program creates a DICOMDIR from files within the C:\Dicom\_Files\Series\_1 folder (its sub-folders are ignored) and saves it in the folder C:\Dicom\_Files\Series\_1.  
(If the folder name contains spaces use quotes: `dicommander -d -F "C:\Dicom Files\Series 1"`)
- from command line run: *dicommander -D -F [selected folder]*  
e.g. `dicommander -D -F C:\Dicom_Files\Series_1`  
The program creates a DICOMDIR from files within the C:\Dicom\_Files\Series\_1 folder (its sub-folders are ignored) and saves it in the folder C:\Dicom\_Files.  
(If the folder name contains spaces use quotes: `dicommander -D -F "C:\Dicom Files\Series 1"`)

## 6) Create plain images (jpeg, jpeg2000, bmp, tiff, png) from DICOM files

- from command line run: *dicommander -i [file type] -f [selected folder]*  
 e.g. *dicommander -i jpeg -f C:\Dicom\_Files\Series\_1*  
 The program creates jpeg files from DICOM files within the C:\Dicom\_Files\Series\_1 folder and its sub-folders.  
 The program burns in jpeg images some DICOM header's tags (e.g. patient's name and ID)  
 Other file types examples:  
*dicommander -i jpeg2000 -f C:\Dicom\_Files\Series\_1*  
*dicommander -i bmp -f C:\Dicom\_Files\Series\_1*  
*dicommander -i tiff -f C:\Dicom\_Files\Series\_1*  
*dicommander -i png -f C:\Dicom\_Files\Series\_1*  
 (If the folder name contains spaces use quotes: *dicommander -i jpeg -f "C:\Dicom Files\Series 1"*)
- from command line run: *dicommander -l [file type] -f [selected folder]*  
 e.g. *dicommander -l jpeg -f C:\Dicom\_Files\Series\_1*  
 The program creates jpeg files from DICOM files within the C:\Dicom\_Files\Series\_1 folder and its sub-folders.  
 Other file types examples:  
*dicommander -l jpeg2000 -f C:\Dicom\_Files\Series\_1*  
*dicommander -l bmp -f C:\Dicom\_Files\Series\_1*  
*dicommander -l tiff -f C:\Dicom\_Files\Series\_1*  
*dicommander -l png -f C:\Dicom\_Files\Series\_1*  
 (If the folder name contains spaces use quotes: *dicommander -l jpeg -f "C:\Dicom Files\Series 1"*)
- from command line run: *dicommander -i [file type] -F [selected folder]*  
 e.g. *dicommander -i jpeg -F C:\Dicom\_Files\Series\_1*  
 The program creates jpeg files from DICOM files within the C:\Dicom\_Files\Series\_1 folder (its sub-folders are ignored).  
 The program burns in jpeg images some DICOM header's tags (e.g. patient's name and ID)  
 Other file types examples:  
*dicommander -i jpeg2000 -F C:\Dicom\_Files\Series\_1*  
*dicommander -i bmp -F C:\Dicom\_Files\Series\_1*  
*dicommander -i tiff -F C:\Dicom\_Files\Series\_1*  
*dicommander -i png -F C:\Dicom\_Files\Series\_1*  
 (If the folder name contains spaces use quotes: *dicommander -i jpeg -F "C:\Dicom Files\Series 1"*)
- from command line run: *dicommander -l [file type] -F [selected folder]*  
 e.g. *dicommander -l jpeg -F C:\Dicom\_Files\Series\_1*  
 The program creates jpeg files from DICOM files within the C:\Dicom\_Files\Series\_1 folder (its sub-folders are ignored).  
 Other file types examples:  
*dicommander -l jpeg2000 -F C:\Dicom\_Files\Series\_1*  
*dicommander -l bmp -F C:\Dicom\_Files\Series\_1*  
*dicommander -l tiff -F C:\Dicom\_Files\Series\_1*  
*dicommander -l png -F C:\Dicom\_Files\Series\_1*  
 (If the folder name contains spaces use quotes: *dicommander -l jpeg -F "C:\Dicom Files\Series 1"*)

## 7) Create video files (wmv) from DICOM files

- from command line run: *dicommander -e -f [selected folder]*  
e.g. `dicommander -e -f C:\Dicom_Files\Series_1`  
The program creates wmv video files from DICOM files within the C:\Dicom\_Files\Series\_1 folder and its sub-folders.  
The program burns in video files some DICOM header's tags (e.g. patient's name and ID)  
(If the folder name contains spaces use quotes: `dicommander -e -f "C:\Dicom Files\Series 1"`)
- from command line run: *dicommander -E -f [selected folder]*  
e.g. `dicommander -E -f C:\Dicom_Files\Series_1`  
The program creates video files from DICOM files within the C:\Dicom\_Files\Series\_1 folder and its sub-folders.  
(If the folder name contains spaces use quotes: `dicommander -E -f "C:\Dicom Files\Series 1"`)
- from command line run: *dicommander -e -F [selected folder]*  
e.g. `dicommander -e -F C:\Dicom_Files\Series_1`  
The program creates video files from DICOM files within the C:\Dicom\_Files\Series\_1 folder (its sub-folders are ignored).  
The program burns in video files some DICOM header's tags (e.g. patient's name and ID)  
(If the folder name contains spaces use quotes: `dicommander -e -F "C:\Dicom Files\Series 1"`)
- from command line run: *dicommander -E -F [selected folder]*  
e.g. `dicommander -E -F C:\Dicom_Files\Series_1`  
The program creates video files from DICOM files within the C:\Dicom\_Files\Series\_1 folder (its sub-folders are ignored).  
(If the folder name contains spaces use quotes: `dicommander -E -F "C:\Dicom Files\Series 1"`)

## 8) Merge many single-frame DICOM files to a multi-frame DICOM file

- from command line run: *dicommander -j -f [selected folder]*  
e.g. `dicommander -j -f C:\Dicom_Files\Series_1`  
The program creates one multi-frame DICOM file that contains all the single-frame DICOM files within the C:\Dicom\_Files\Series\_1 folder and its sub-folders.  
If the folder contains more than one series the program creates one multi-frame file for every series.  
(If the folder name contains spaces use quotes: `dicommander -j -f "C:\DICOM Files\Series 1"`)
- from command line run: *dicommander -j -F [selected folder]*  
e.g. `dicommander -j -F C:\Dicom_Files\Series_1`  
The program creates one multi-frame DICOM file that contains all the single-frame DICOM files within the C:\Dicom\_Files\Series\_1 folder (its sub-folders are ignored).  
If the folder contains more than one series the program creates one multi-frame file for every series.  
(If the folder name contains spaces use quotes: `dicommander -j -F "C:\DICOM Files\Series 1"`)

## 9) Split multi-frame DICOM files to many single-frame DICOM files

- from command line run: *dicommander -s -f [selected folder]*  
e.g. `dicommander -s -f C:\Dicom_Files\Series_1`  
The program creates one DICOM file for every frame of every multi-frame DICOM file within the C:\Dicom\_Files\Series\_1 folder and its sub-folders.  
(If the folder name contains spaces use quotes: `dicommander -s -f "C:\Dicom Files\Series 1"`)
- from command line run: *dicommander -s -F [selected folder]*  
e.g. `dicommander -s -F C:\Dicom_Files\Series_1`  
The program creates one DICOM file for every frame of every multi-frame DICOM file within the C:\Dicom\_Files\Series\_1 folder (its sub-folders are ignored).  
(If the folder name contains spaces use quotes: `dicommander -s -F "C:\Dicom Files\Series 1"`)

## 10) Convert DICOM 3 Part 10 files to NEMA2

- from command line run: *dicommander -n -f [selected folder]*  
e.g. *dicommander -n -f C:\Dicom\_Files\Series\_1*  
The program creates a NEMA2 file for every DICOM 3 Part 10 file within the C:\Dicom\_Files\Series\_1 folder and its sub-folders and saves it with a different name (the program adds a suffix in the file's name).  
(If the folder name contains spaces use quotes: *dicommander -n -f "C:\Dicom Files\Series 1"*)
- from command line run: *dicommander -N -f [selected folder]*  
e.g. *dicommander -N -f C:\Dicom\_Files\Series\_1*  
The program creates a NEMA2 file for every DICOM 3 Part 10 file within the C:\Dicom\_Files\Series\_1 folder and its sub-folders and saves it with the same name (the program replaces the original file).  
(If the folder name contains spaces use quotes: *dicommander -N -f "C:\Dicom Files\Series 1"*)
- from command line run: *dicommander -n -F [selected folder]*  
e.g. *dicommander -n -F C:\Dicom\_Files\Series\_1*  
The program creates a NEMA2 file for every DICOM 3 Part 10 file within the C:\Dicom\_Files\Series\_1 folder (its sub-folders are ignored) and saves it with a different name (the program adds a suffix in the file's name).  
(If the folder name contains spaces use quotes: *dicommander -n -F "C:\Dicom Files\Series 1"*)
- from command line run: *dicommander -N -F [selected folder]*  
e.g. *dicommander -N -F C:\Dicom\_Files\Series\_1*  
The program creates a NEMA2 file for every DICOM 3 Part 10 file within the C:\Dicom\_Files\Series\_1 folder (its sub-folders are ignored) and saves it with the same name (the program replaces the original file).  
(If the folder name contains spaces use quotes: *dicommander -N -F "C:\Dicom Files\Series 1"*)

## 11) Convert NEMA2 files to DICOM 3 Part 10

- from command line run: *dicommander -p -f [selected folder]*  
e.g. *dicommander -p -f C:\Dicom\_Files\Series\_1*  
The program creates a DICOM 3 Part 10 file for every NEMA2 file within the C:\Dicom\_Files\Series\_1 folder and its sub-folders and saves it with a different name (the program adds a suffix in the file's name).  
(If the folder name contains spaces use quotes: *dicommander -p -f "C:\Dicom Files\Series 1"*)
- from command line run: *dicommander -P -f [selected folder]*  
e.g. *dicommander -P -f C:\Dicom\_Files\Series\_1*  
The program creates a DICOM 3 Part 10 file for every NEMA2 file within the C:\Dicom\_Files\Series\_1 folder and its sub-folders and saves it with the same name (the program replaces the original file).  
(If the folder name contains spaces use quotes: *dicommander -P -f "C:\Dicom Files\Series 1"*)
- from command line run: *dicommander -p -F [selected folder]*  
e.g. *dicommander -p -F C:\Dicom\_Files\Series\_1*  
The program creates a DICOM 3 Part 10 file for every NEMA2 file within the C:\Dicom\_Files\Series\_1 folder (its sub-folders are ignored) and saves it with a different name (the program adds a suffix in the file's name).  
(If the folder name contains spaces use quotes: *dicommander -p -F "C:\Dicom Files\Series 1"*)
- from command line run: *dicommander -P -F [selected folder]*  
e.g. *dicommander -P -F C:\Dicom\_Files\Series\_1*  
The program creates a DICOM 3 Part 10 file for every NEMA2 file within the C:\Dicom\_Files\Series\_1 folder (its sub-folders are ignored) and saves it with the same name (the program replaces the original file).  
(If the folder name contains spaces use quotes: *dicommander -P -F "C:\Dicom Files\Series 1"*)

## 12) Anonymize DICOM files

- from command line run: *dicommander -a [parameter file] -f [selected folder]*  
e.g. `dicommander -a paramfile.txt -f C:\Dicom_Files\Series_1`  
The program creates an anonymized DICOM file for every DICOM file within the C:\Dicom\_Files\Series\_1 folder and its sub-folders and saves it with a different name (the program adds a suffix in the file's name). (If the folder name contains spaces use quotes: `dicommander -a paramfile.txt -f "C:\Dicom Files\Series 1"`)
- from command line run: *dicommander -A [parameter file] -f [selected folder]*  
e.g. `dicommander -A paramfile.txt -f C:\Dicom_Files\Series_1`  
The program creates an anonymized DICOM file for every DICOM file within the C:\Dicom\_Files\Series\_1 folder and its sub-folders and saves it with the same name (the program replaces the original file). (If the folder name contains spaces use quotes: `dicommander -A paramfile.txt -f "C:\Dicom Files\Series 1"`)
- from command line run: *dicommander -a [parameter file] -F [selected folder]*  
e.g. `dicommander -a paramfile.txt -F C:\Dicom_Files\Series_1`  
The program creates an anonymized DICOM file for every DICOM file within the C:\Dicom\_Files\Series\_1 folder (its sub-folders are ignored) and saves it with a different name (the program adds a suffix in the file's name). (If the folder name contains spaces use quotes: `dicommander -a paramfile.txt -F "C:\Dicom Files\Series 1"`)
- from command line run: *dicommander -A [parameter file] -F [selected folder]*  
e.g. `dicommander -A paramfile.txt -F C:\Dicom_Files\Series_1`  
The program creates an anonymized DICOM file for every DICOM file within the C:\Dicom\_Files\Series\_1 folder (its sub-folders are ignored) and saves it with the same name (the program replaces the original file). (If the folder name contains spaces use quotes: `dicommander -A paramfile.txt -F "C:\Dicom Files\Series 1"`)



### The parameter file format for anonymizing

The parameter file is a plain text file, editable with the notepad.

It contains tags to be anonymized and rectangles to be filled with a solid color (for "burned-in" annotation removal).

There are rectangles for single-frames files, rectangles for multi-frames files, and rectangles for both file types, that is because (e.g. in ultrasound files) single-frames files have different sizes from multi-frame files.

The program uses the color value of the upper left pixel of the rectangle, as the rectangle's fill color

The information is organized in lines (one line per rectangle or tag) as follows:

[rectangle type] [left] [top] [right] [bottom]

[tag group] [tag element] ([Value Representation] [Value])

The rectangle type can be one of the keys:

ri (rectangle for single-frame files), rv (rectangle for multi-frame files), r (rectangle for both file types)

#### Example:

```
r 10 10 20 20
ri 150 150 250 350
rv 50 50 75 100
0010 0010 PN ANONYMIZED
0010 0020
```

With above parameters, the program:

- a) in single-frame files, fills the rectangles (10 10 20 20) and (150 150 250 350)
- b) in multi-frame files, fills the rectangles (10 10 20 20) and (50 50 75 100)
- c) modifies the patient's name tag (0010, 0010) to ANONYMIZED
- d) removes the value of the patient's ID tag (0010, 0020)

### 13) Modify DICOM files (insert/remove/modify header's tags)

- from command line run: *dicommander -m [parameter file] -f [selected folder]*  
e.g. *dicommander -m paramfile.txt -f C:\Dicom\_Files\Series\_1*  
The program creates a modified DICOM file for every DICOM file within the C:\Dicom\_Files\Series\_1 folder and its sub-folders and saves it with a different name (the program adds a suffix in the file's name).  
(If the folder name contains spaces use quotes: *dicommander -m paramfile.txt -f "C:\Dicom Files\Series 1"*)
- from command line run: *dicommander -M [parameter file] -f [selected folder]*  
e.g. *dicommander -M paramfile.txt -f C:\Dicom\_Files\Series\_1*  
The program creates a modified DICOM file for every DICOM file within the C:\Dicom\_Files\Series\_1 folder and its sub-folders and saves it with the same name (the program replaces the original file).  
(If the folder name contains spaces use quotes: *dicommander -M paramfile.txt -f "C:\Dicom Files\Series 1"*)
- from command line run: *dicommander -m [parameter file] -F [selected folder]*  
e.g. *dicommander -m paramfile.txt -F C:\Dicom\_Files\Series\_1*  
The program creates a modified DICOM file for every DICOM file within the C:\Dicom\_Files\Series\_1 folder (its sub-folders are ignored) and saves it with a different name (the program adds a suffix in the file's name).  
(If the folder name contains spaces use quotes: *dicommander -m paramfile.txt -F "C:\Dicom Files\Series 1"*)
- from command line run: *dicommander -M [parameter file] -F [selected folder]*  
e.g. *dicommander -M paramfile.txt -F C:\Dicom\_Files\Series\_1*  
The program creates a modified DICOM file for every DICOM file within the C:\Dicom\_Files\Series\_1 folder (its sub-folders are ignored) and saves it with the same name (the program replaces the original file).  
(If the folder name contains spaces use quotes: *dicommander -M paramfile.txt -F "C:\Dicom Files\Series 1"*)

**The parameter file format for modification**

The parameter file is a plain text file, editable with the notepad.

The information is organized in lines (one line per action) as follows:

[action] [tag group] [tag element] ([Value Representation] [Value])

The action can be one of the letters: i (for insert), m (for modify), r (for remove)

**Example:**

```
m 0010 0010 PN ANONYMIZED  
r 0010 0020  
i 0011 0030 FD 3.14159
```

With above parameters, the program modifies the patient's name to ANONYMIZED, removes the patient's ID (0010, 0020), and inserts the custom tag (0011, 0030).

## 14) Convert plain images and videos to DICOM

- from command line run: *dicommander -v -f [selected folder]*  
e.g. *dicommander -v -f C:\Dicom\_Files\Series\_1*  
The program creates a compressed DICOM file for every video file within the C:\Dicom\_Files\Series\_1 folder and its sub-folders.  
(If the folder name contains spaces use quotes: *dicommander -v -f "C:\Dicom Files\Series 1"*)
- from command line run: *dicommander -v -F [selected folder]*  
e.g. *dicommander -v -F C:\Dicom\_Files\Series\_1*  
The program creates a compressed DICOM file for every video file within the C:\Dicom\_Files\Series\_1 folder (its sub-folders are ignored).  
(If the folder name contains spaces use quotes: *dicommander -v -F "C:\Dicom Files\Series 1"*)
- from command line run: *dicommander -w -f [selected folder]*  
e.g. *dicommander -w -f C:\Dicom\_Files\Series\_1*  
The program creates a DICOM file for every image file within the C:\Dicom\_Files\Series\_1 folder and its sub-folders.  
(If the folder name contains spaces use quotes: *dicommander -w -f "C:\Dicom Files\Series 1"*)
- from command line run: *dicommander -w -F [selected folder]*  
e.g. *dicommander -w -F C:\Dicom\_Files\Series\_1*  
The program creates a DICOM file for every image file within the C:\Dicom\_Files\Series\_1 folder (its sub-folders are ignored).  
(If the folder name contains spaces use quotes: *dicommander -w -F "C:\Dicom Files\Series 1"*)
- from command line run: *dicommander -W -f [selected folder]*  
e.g. *dicommander -W -f C:\Dicom\_Files\Series\_1*  
The program creates a single multi-frame DICOM file that contains all the images within the C:\Dicom\_Files\Series\_1 folder and its sub-folders.  
(If the folder name contains spaces use quotes: *dicommander -W -f "C:\Dicom Files\Series 1"*)
- from command line run: *dicommander -W -F [selected folder]*  
e.g. *dicommander -W -F C:\Dicom\_Files\Series\_1*  
The program creates a single multi-frame DICOM file that contains all the images within the C:\Dicom\_Files\Series\_1 folder (its sub-folders are ignored).  
(If the folder name contains spaces use quotes: *dicommander -W -F "C:\Dicom Files\Series 1"*)

## 15) Convert Big Endian DICOM files to Little Endian

- from command line run: *dicommander -l -f [selected folder]*  
e.g. `dicommander -l -f C:\Dicom_Files\Series_1`  
The program creates a little-endian file for every big-endian DICOM file within the C:\Dicom\_Files\Series\_1 folder and its sub-folders and saves it with a different name (the program adds a suffix in the file's name).  
(If the folder name contains spaces use quotes: `dicommander -l -f "C:\DICOM Files\Series 1"`)
- from command line run: *dicommander -L -f [selected folder]*  
e.g. `dicommander -L -f C:\Dicom_Files\Series_1`  
The program creates a little-endian file for every big-endian DICOM file within the C:\Dicom\_Files\Series\_1 folder and its sub-folders and saves it with the same name (the program replaces the original file).  
(If the folder name contains spaces use quotes: `dicommander -L -f "C:\DICOM Files\Series 1"`)
- from command line run: *dicommander -l -F [selected folder]*  
e.g. `dicommander -l -F C:\Dicom_Files\Series_1`  
The program creates a little-endian file for every big-endian DICOM file within the C:\Dicom\_Files\Series\_1 folder (its sub-folders are ignored) and saves it with a different name (the program adds a suffix in the file's name).  
(If the folder name contains spaces use quotes: `dicommander -l -F "C:\DICOM Files\Series 1"`)
- from command line run: *dicommander -L -F [selected folder]*  
e.g. `dicommander -L -F C:\Dicom_Files\Series_1`  
The program creates a little-endian file for every big-endian DICOM file within the C:\Dicom\_Files\Series\_1 folder (its sub-folders are ignored) and saves it with the same name (the program replaces the original file).  
(If the folder name contains spaces use quotes: `dicommander -L -F "C:\DICOM Files\Series 1"`)

## 16) Convert Little Endian DICOM files to Big Endian

- from command line run: *dicommander -b -f [selected folder]*  
e.g. `dicommander -b -f C:\Dicom_Files\Series_1`  
The program creates a big-endian file for every little-endian DICOM file within the C:\Dicom\_Files\Series\_1 folder and its sub-folders and saves it with a different name (the program adds a suffix in the file's name).  
(If the folder name contains spaces use quotes: `dicommander -b -f "C:\DICOM Files\Series 1"`)
- from command line run: *dicommander -B -f [selected folder]*  
e.g. `dicommander -B -f C:\Dicom_Files\Series_1`  
The program creates a big-endian file for every little-endian DICOM file within the C:\Dicom\_Files\Series\_1 folder and its sub-folders and saves it with the same name (the program replaces the original file).  
(If the folder name contains spaces use quotes: `dicommander -B -f "C:\DICOM Files\Series 1"`)
- from command line run: *dicommander -b -F [selected folder]*  
e.g. `dicommander -b -F C:\Dicom_Files\Series_1`  
The program creates a big-endian file for every little-endian DICOM file within the C:\Dicom\_Files\Series\_1 folder (its sub-folders are ignored) and saves it with a different name (the program adds a suffix in the file's name).  
(If the folder name contains spaces use quotes: `dicommander -b -F "C:\DICOM Files\Series 1"`)
- from command line run: *dicommander -B -F [selected folder]*  
e.g. `dicommander -B -F C:\Dicom_Files\Series_1`  
The program creates a big-endian file for every little-endian DICOM file within the C:\Dicom\_Files\Series\_1 folder (its sub-folders are ignored) and saves it with the same name (the program replaces the original file).  
(If the folder name contains spaces use quotes: `dicommander -B -F "C:\DICOM Files\Series 1"`)

## 17) Convert uncompressed DICOM files to jpeg (lossless) compressed

- from command line run: *dicommander -x -f [selected folder]*  
e.g. `dicommander -x -f C:\Dicom_Files\Series_1`  
The program creates a compressed file for every uncompressed DICOM file within the C:\Dicom\_Files\Series\_1 folder and its sub-folders and saves it with a different name (the program adds a suffix in the file's name).  
(If the folder name contains spaces use quotes: `dicommander -x -f "C:\DICOM Files\Series 1"`)
- from command line run: *dicommander -X -f [selected folder]*  
e.g. `dicommander -X -f C:\Dicom_Files\Series_1`  
The program creates a compressed file for every uncompressed DICOM file within the C:\Dicom\_Files\Series\_1 folder and its sub-folders and saves it with the same name (the program replaces the original file).  
(If the folder name contains spaces use quotes: `dicommander -X -f "C:\DICOM Files\Series 1"`)
- from command line run: *dicommander -x -F [selected folder]*  
e.g. `dicommander -x -F C:\Dicom_Files\Series_1`  
The program creates a compressed file for every uncompressed DICOM within the C:\Dicom\_Files\Series\_1 folder (its sub-folders are ignored) and saves it with a different name (the program adds a suffix in the file's name).  
(If the folder name contains spaces use quotes: `dicommander -x -F "C:\DICOM Files\Series 1"`)
- from command line run: *dicommander -X -F [selected folder]*  
e.g. `dicommander -X -F C:\Dicom_Files\Series_1`  
The program creates a compressed file for every uncompressed DICOM within the C:\Dicom\_Files\Series\_1 folder (its sub-folders are ignored) and saves it with the same name (the program replaces the original file).  
(If the folder name contains spaces use quotes: `dicommander -X -F "C:\DICOM Files\Series 1"`)

## 18) Convert uncompressed DICOM files to jpeg (lossy) compressed

- from command line run: *dicommander -z -f [selected folder]*  
e.g. *dicommander -z -f C:\Dicom\_Files\Series\_1*  
The program creates a compressed file for every uncompressed DICOM file within the C:\Dicom\_Files\Series\_1 folder and its sub-folders and saves it with a different name (the program adds a suffix in the file's name).  
(If the folder name contains spaces use quotes: *dicommander -z -f "C:\DICOM Files\Series 1"*)
- from command line run: *dicommander -Z -f [selected folder]*  
e.g. *dicommander -Z -f C:\Dicom\_Files\Series\_1*  
The program creates a compressed file for every uncompressed DICOM file within the C:\Dicom\_Files\Series\_1 folder and its sub-folders and saves it with the same name (the program replaces the original file).  
(If the folder name contains spaces use quotes: *dicommander -Z -f "C:\DICOM Files\Series 1"*)
- from command line run: *dicommander -z -F [selected folder]*  
e.g. *dicommander -z -F C:\Dicom\_Files\Series\_1*  
The program creates a compressed file for every uncompressed DICOM file within the C:\Dicom\_Files\Series\_1 folder (its sub-folders are ignored) and saves it with a different name (the program adds a suffix in the file's name).  
(If the folder name contains spaces use quotes: *dicommander -z -F "C:\DICOM Files\Series 1"*)
- from command line run: *dicommander -Z -F [selected folder]*  
e.g. *dicommander -Z -F C:\Dicom\_Files\Series\_1*  
The program creates a compressed file for every uncompressed DICOM file within the C:\Dicom\_Files\Series\_1 folder (its sub-folders are ignored) and saves it with the same name (the program replaces the original file).  
(If the folder name contains spaces use quotes: *dicommander -Z -F "C:\DICOM Files\Series 1"*)



## 19) Convert compressed DICOM files to uncompressed

- from command line run: *dicommander -u -f [selected folder]*  
e.g. `dicommander -u -f C:\Dicom_Files\Series_1`  
The program creates an uncompressed DICOM file for every compressed DICOM file within the C:\Dicom\_Files\Series\_1 folder and its sub-folders and saves it with a different name (the program adds a suffix in the file's name).  
(If the folder name contains spaces use quotes: `dicommander -u -f "C:\Dicom Files\Series 1"`)
- from command line run: *dicommander -U -f [selected folder]*  
e.g. `dicommander -U -f C:\Dicom_Files\Series_1`  
The program creates an uncompressed DICOM file for every compressed DICOM file within the C:\Dicom\_Files\Series\_1 folder and its sub-folders and saves it with the same name (the program replaces the original file).  
(If the folder name contains spaces use quotes: `dicommander -U -f "C:\Dicom Files\Series 1"`)
- from command line run: *dicommander -u -F [selected folder]*  
e.g. `dicommander -u -F C:\Dicom_Files\Series_1`  
The program creates an uncompressed DICOM file for every compressed DICOM file within the C:\Dicom\_Files\Series\_1 folder (its sub-folders are ignored) and saves it with a different name (the program adds a suffix in the file's name).  
(If the folder name contains spaces use quotes: `dicommander -u -F "C:\Dicom Files\Series 1"`)
- from command line run: *dicommander -U -F [selected folder]*  
e.g. `dicommander -U -F C:\Dicom_Files\Series_1`  
The program creates an uncompressed DICOM file for every compressed DICOM file within the C:\Dicom\_Files\Series\_1 folder (its sub-folders are ignored) and saves it with the same name (the program replaces the original file).  
(If the folder name contains spaces use quotes: `dicommander -U -F "C:\Dicom Files\Series 1"`)

## 20) Export the header of DICOM files to text files

- from command line run: *dicommander -t -f [selected folder]*  
e.g. `dicommander -t -f C:\Dicom_Files\Series_1`  
The program creates text files from the header of every DICOM file within the C:\Dicom\_Files\Series\_1 folder and its sub-folders.  
(If the folder name contains spaces use quotes: `dicommander -t -f "C:\Dicom Files\Series 1"`)
- from command line run: *dicommander -t -F [selected folder]*  
e.g. `dicommander -t -F C:\Dicom_Files\Series_1`  
The program creates text files from the header of every DICOM file within the C:\Dicom\_Files\Series\_1 folder (its sub-folders are ignored).  
(If the folder name contains spaces use quotes: `dicommander -t -F "C:\Dicom Files\Series 1"`)